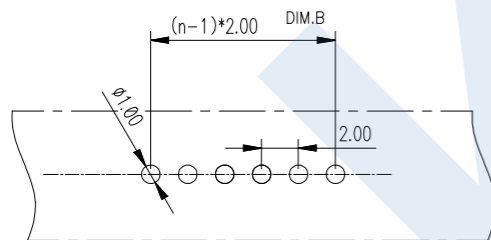
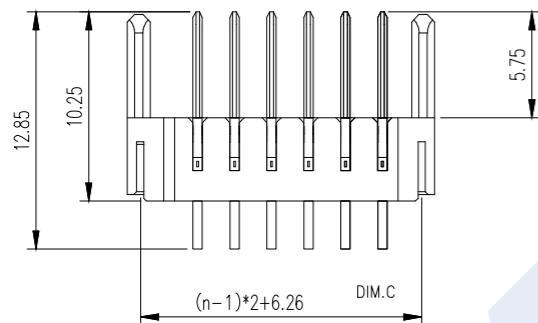
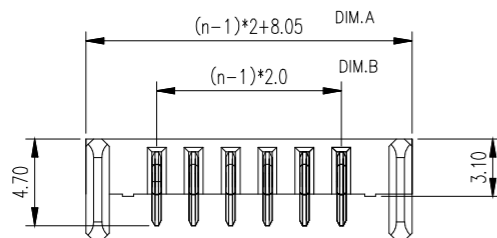


HSF



Recommended P.C.B Layout
T=1.2MM Tolerances $\pm 0.05\text{MM}$

No. of Pins	Dimension		
	DIM.A	DIM.B	DIM.C
04	13.65	6.00	12.26
05	15.65	8.00	14.26
06	17.65	10.00	16.26
07	19.65	12.00	18.26
08	21.65	14.00	20.26
09	23.65	16.00	22.26
10	25.65	18.00	24.26
11	27.65	20.00	26.26
12	29.65	22.00	28.26

NOTE:

1. Material:

1.1 Housing: PA9T (UL94V-0)

1.2 Terminal: C2681

2. Specification:

Current Rating: 7A

Voltage Rating: 30V/AC

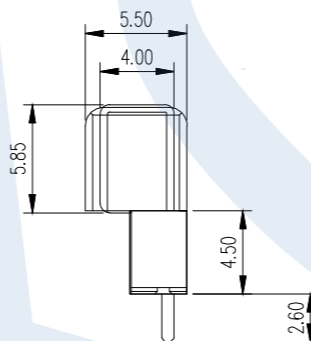
Instant Current: 10A

Contact Resistance: 30mΩ

Insulation Resistance: 100MΩ

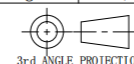
Dielectric Withstanding Voltage: 500VAC

Operating Temperature: -40° ~ 105°



Unless Otherwise specified tolerance
X. ± 0.35 X.XX: ± 0.20
X.X: ± 0.25 X.XXX: ± 0.15

SCALE: As Shown UNIT: mm
DRAW Wu Feng Rong DATE 16/03/2020
CHECK BobYang DATE 16/03/2020



TITLE: 2.0 Notebook Computer 06 Circuit
Battery Connector Male

DRAWING NO: BC-368

PRODUCT NO: BC-368

REV

DESCRIPTION

DATE