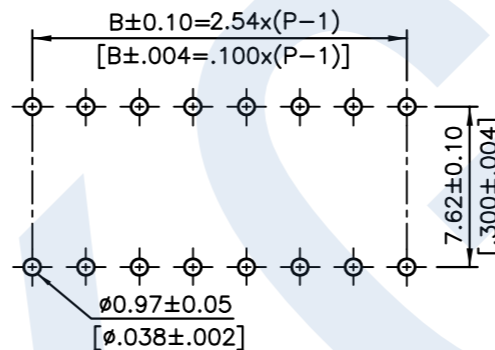
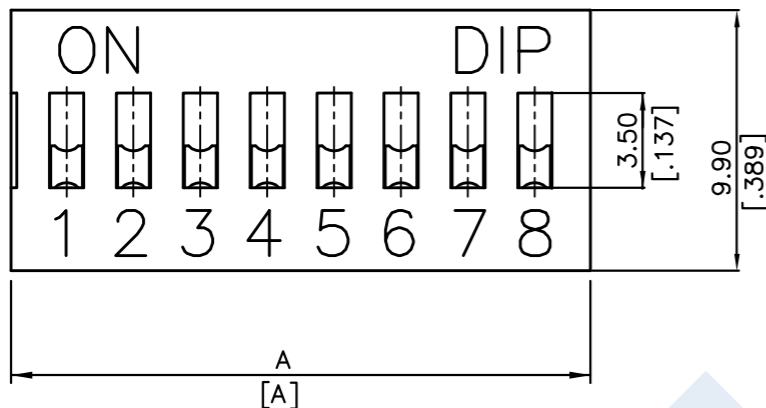


NOTE: 1. ALL DIMENSIONS ARE IN MILLIMETERS, BRACKETED DIMENSIONS ARE IN INCHES.

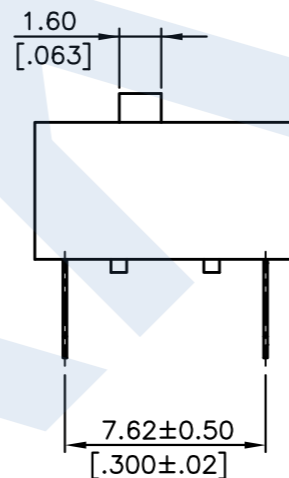
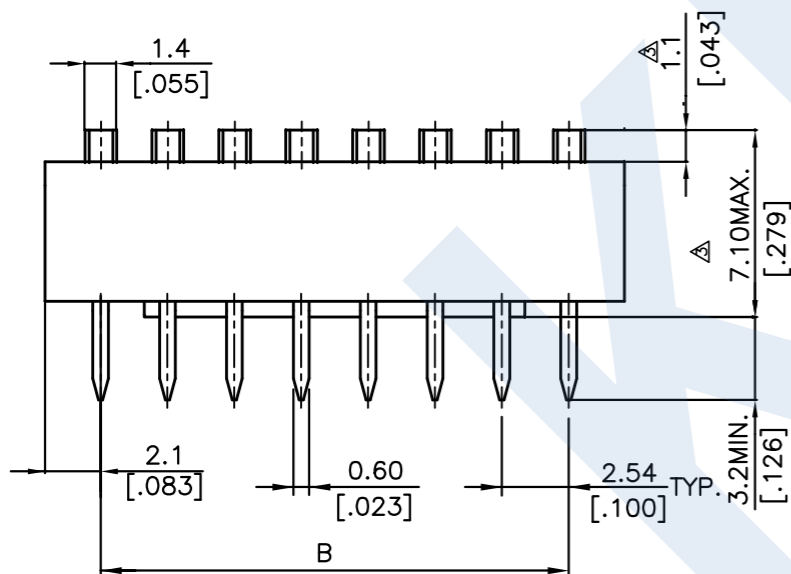
**2. GENERAL TOLERANCES: 10mm OVER - $\pm 0.20\text{mm}$.
10mm BELOW - $\pm 0.10\text{mm}$.**

3. MATERIAL: SEE PAGE 3 OF 3.

4. This product is lead Free.



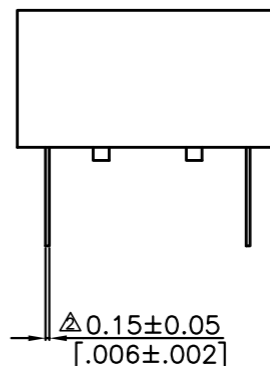
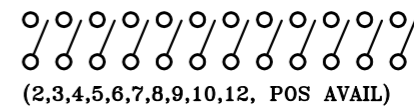
P.C.B. LAYOUT



SDS SERIES

DS-12	12	31.84[1.254]	27.94[1.100]
DS-10	10	26.76[1.054]	22.86[.900]
DS-09	9	24.22[.954]	20.32[.800]
DS-08	8	21.68[.854]	17.78[.700]
DS-07	7	19.14[.754]	15.24[.600]
DS-06	6	16.60[.654]	12.70[.500]
DS-05	5	14.06[.554]	10.16[.400]
DS-04	4	11.52[.454]	7.62[.300]
DS-03	3	8.98[.354]	5.08[.200]
DS-02	2	6.44[.254]	2.54[.100]
PROD. NO.	NO. OF POS.	DIM. A	DIM. B

SCHEMATIC(TYP.)



SDSR SERIES

△	C	變更 △ 相關尺寸		
△	B	增訂PIN腳公差	03.08'99	楊豐富
△	A	DWG.REL.	03.08'94	施教郎
ZONE	REV	DESCRIPTION	DATE	APPD.

APPD:	Q'TY:
CHKD:	SCALE: 5 : 1
DR: 楊佩儒	REV: C
DESIGN:	UNITS: mm



PART NO:

MAT'L:

FINISH:

PART NAME:

SLIDE TYPE DIP SWITCH

DWG NO:

DIP-DS