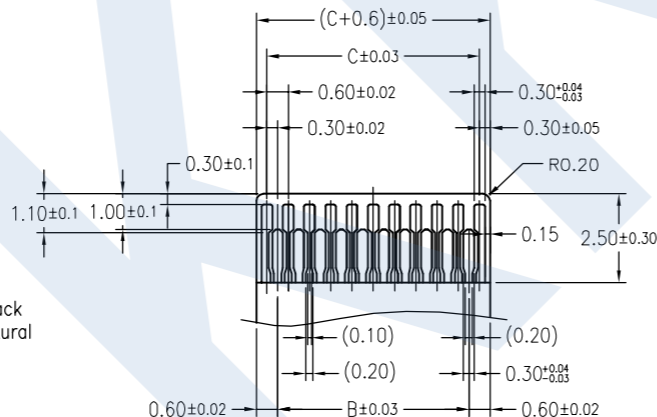
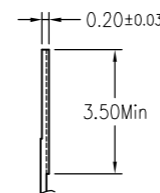
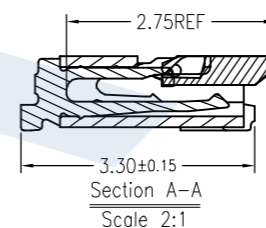
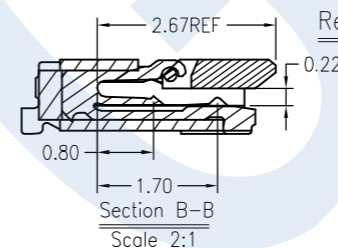
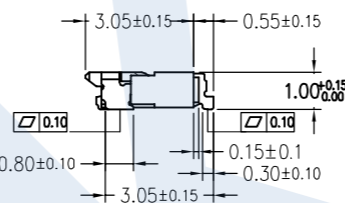
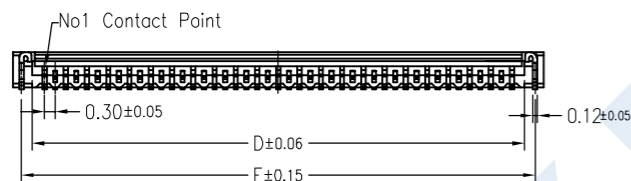


FPC/FFC Insert Direction  
Recommended P.C.B Layout



Applicable FPC

Note:

1.Material

- 1.1: Housing: LCP UL94-V0 Color:Natural.Or Black
- 1.2: Actuator: LCP UL94-V0 Color:Black Or Natural
- 1.3: Contact: Phosphor Bronze.
- 1.4: LEG: Phosphor Bronze.

2.Plating

- 2.1: Contact: See Part Number.
- 2.2: LEG: Matte Tin Plating Over Nickel.

3.Rating:

- 3.1: Operating Voltage: 30V AC/DC.
- 3.2: Current Rating: 0.2A AC/DC.
- 3.3: Operating Temperature:-55°C~+85°C.

Number of Contacts	Dimension				
	A	B	C	D	E
11	4.80	2.40	3.00	3.70	4.30
13	5.40	3.00	3.60	4.30	4.90
15	6.00	3.60	4.20	4.90	5.50
17	6.60	4.20	4.80	5.50	6.10
19	7.20	4.80	5.40	6.10	6.70
21	7.80	5.40	6.00	6.70	7.30
23	8.40	6.00	6.60	7.30	7.90
25	9.00	6.60	7.20	7.90	8.50
27	9.60	7.20	7.80	8.50	9.10
29	10.20	7.80	8.40	9.10	9.70
31	10.80	8.40	9.00	9.70	10.30
33	11.40	9.00	9.60	10.30	10.90
35	12.00	9.60	10.20	10.90	11.50
37	12.60	10.20	10.80	11.50	12.10
39	13.20	10.80	11.40	12.10	12.70
41	13.80	11.40	12.00	12.70	13.30
45	15.00	12.60	13.20	13.90	14.50
49	16.20	13.80	14.40	15.10	15.70
51	16.80	14.40	15.00	15.70	16.30
57	18.60	16.20	16.80	17.50	18.10
61	19.80	17.40	18.00	18.70	19.30
67	21.60	19.20	19.80	20.50	21.10
71	22.80	20.40	21.00	21.70	22.30
73	23.40	21.00	21.60	22.30	22.90

UNITS	mm				
MAT'L					
FINISH		PART NO.(INTENDED USE) 0310-xxRL-GF	TITLE: FPC 0.3Pitch 1.0H ZIF R/A Connector		
Q'TY	PCS	APPD:	DWG NO: 0310-xxRL-GF		
		CHKD:			
		DR: HU 2016.09.25			
			SCALE	SHEET	REV.
			1/1	1/1	A

X± 0.3	X° ± 5°
.X± 0.25	.X° ± 2°
.XX± 0.20	.XX° ± 1°
.XXX± 0.10	.XXX° ± 0.5°